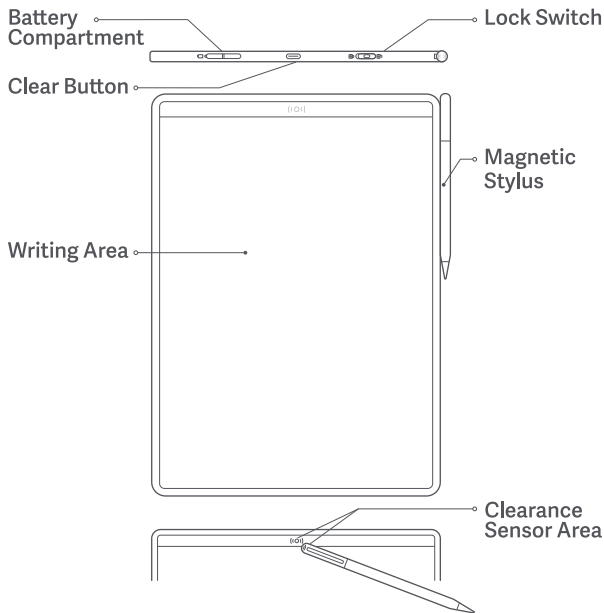


xiaomi LCD Writing Tablet 13.5" (Color Edition) User Manual

Read this manual carefully before use, and retain it for future reference.

Product Overview



Specifications

Name: Xiaomi LCD Writing Tablet 13.5" (Color Edition)

Model: MJXHB02WC

Battery Type: Button cell battery (CR2025)

Materials: ABS, polymer Liquid Crystal Display (LCD)

Functions


• Writing Area

It is easy to write, doodle, and draw on the writing area. In order to achieve a better writing experience and avoid screen surface damage, please use the stylus included with this tablet.

• Battery Compartment


A button cell battery CR2025 comes with the writing tablet. If the battery is depleted, please replace it as soon as possible.

• Clear Button

Press this button to clear the screen content, when the lock switch is set to .

• Lock Switch

To enable the clear function, set the lock switch to .

To disable clear function, set the lock switch to .

Note: The lock switch is set to  by default.

• Clearance Sensor Area

When the lock switch is set to , touch the clearance sensor area () with the top of the stylus to clear the screen content.

• Magnetic Stylus

Magnetic strips are placed on the sides of the tablet and the stylus for easy and safe storage.

Manufactured for: Xiaomi Communications Co., Ltd.

Manufactured by: Nanjing Jiqidao Intelligent Technology Co., Ltd.

(a Mi Ecosystem company)

Address: Jiulonghu International Corporate Headquarters, No.19 Suyuan Avenue, Economic and Technical Development Zone, Jiangning District, Nanjing, China

For further information, please go to www.mi.com

Daily Care & Maintenance

- This tablet contains electronic components and a button cell battery. Surface stains can be wiped clean with a soft, dry cloth.
- Keep the tablet in a cool place. Do not use this tablet in dusty and humid environments with temperatures above 40°C or below 5°C.
- Do not expose this tablet to strong light or UV light.



We, Nanjing Jiqidao Intelligent Technology Co., Ltd., hereby, declare that this equipment is in compliance with the applicable Directives and European Norms, and amendments. The full text of the EU declaration of conformity is available at the following internet address: <http://www.mi.com/global/-service/support/declaration.html>

WEEE Information



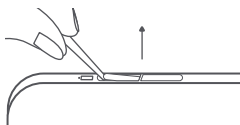
All products bearing this symbol are waste electrical and electronic equipment (WEEE as in directive 2012/19/EU) which should not be mixed with unsorted household waste. Instead, you should protect human health and the environment by handing over your waste equipment to a designated collection point for the recycling of waste electrical and electronic equipment, appointed by the government or local authorities. Correct disposal and recycling will help prevent potential negative consequences to the environment and human health. Please contact the installer or local authorities for more information about the location as well as terms and conditions of such collection points.

Importer:
Beryko s.r.o.
Pod Vinicemi 931/2, 301 00 Plzeň
www.beryko.cz

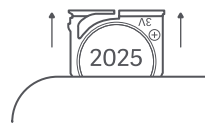
⚠ Warnings

- Do not expose this tablet to fire or water.
- Do not use sharp or hard objects on the writing area so as to avoid scratching it.
- Do not bend the tablet to avoid damaging it.
- Do not attempt to disassemble the tablet yourself. Please contact after-sales service team if there is an issue.
- The battery used in this tablet is a non-rechargeable battery. Do not try to charge it.
- This tablet contains small parts such as a battery, battery cover. The small parts are not toys, do not allow children to play with them to prevent the risk of suffocation.
- Risk of explosion if the battery is replaced by an incorrect type.
- Dispose of used batteries according to the instructions.
- Do not ingest battery. Chemical Burn Hazard.
- This product contains a coin/button cell battery. If the coin/button cell battery is swallowed, it can cause severe internal burns in just 2 hours and can lead to death.
- Keep new and used batteries away from children.
- If the battery compartment does not close securely, stop using the product and keep it away from children.
- If you think batteries might have been swallowed or inserted inside any part of the body, seek immediate medical attention.
- Replacement of a battery with an incorrect type that can defeat a safeguard (for example, in the case of some lithium battery types).
- Disposal of a battery into fire or a hot oven, or mechanically crushing or cutting of a battery, that can result in an explosion.
- Leaving a battery in an extremely high temperature surrounding environment that can result in an explosion or the leakage of flammable liquid or gas.
- A battery subjected to extremely low air pressure that may result in an explosion or the leakage of flammable liquid or gas.

Battery Installation Instructions



Step 1: Use a tool to pry up the battery cover from the side of the battery compartment as shown.



Step 2: Gently pull off the battery cover, and install the button cell battery into the battery compartment with the positive side upwards.